

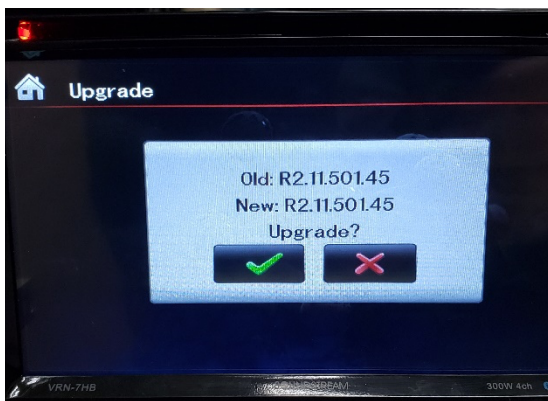
POWER ACOUSTIK

PDN-1060HB

Clock Update 1/20/2021

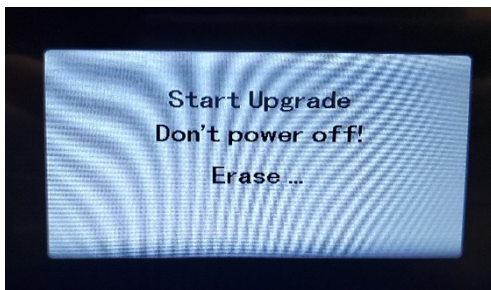
Instructions:

Download the PDN-1060HB clock update file and Save to Computer.
Unzip file and copy the 2 files to an Empty USB drive.
While Radio powered ON, insert USB drive to USB slot.
The Radio will read the USB, an Upgrade screen will appear.

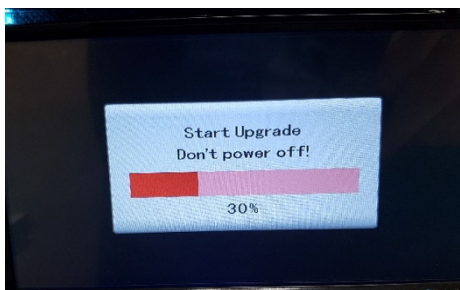


Select Green check mark to start upgrade

Start Upgrade screen will appear, do not turn off Radio.



Upgrade status bar will appear until 100% complete.



Update Successful will appear, Radio will power off and On, Remove USB drive.
Update is done.